




# Risk Dashboard: Sample

Liquidity Risk	Overall Risk Magnitude	Degree of Control	Management Strategy	Future Mitigation Strategy	Overall Status
	High	Medium	Monitor / Mitigate		
	Current Mitigation Responses				
Increasing bad debts and aging receivables continue to impair our ability to generate enough liquidity to defray ongoing policyholder liabilities	Review contract with Customer Y (largest aging receivable)	Sell receivable to third party at a discount		Update	
<b>OWNER</b> Mr. X					

Business Continuity Risk	Overall Risk Magnitude	Degree of Control	Management Strategy	Future Mitigation Strategy	Overall Status
	High	Medium	Mitigate / Transfer		
	Current Control Responses				
Hazards or catastrophic/ other events threaten the company's ability to sustain operations and perform critical business functions or provide services to internal or external customers	<b>Mitigation</b> Implementing enhanced supplier/vendor risk mgmt. processes (D&B Supplier Risk Mgmt. tool)  Additional updates from Mr. X	<b>Risk Transfer</b> P&C, General Liability, Crime and Fiduciary renewals bound 3/31/20XX  Significant improvements achieved in BI, Contingent BI, Flood, Earthquake and Wind coverage and sub-limits		Update	
<b>OWNER</b> Mrs. Y					

 Strategies agreed, any required funding in place and mitigation underway

 Strategies agreed, any required funding in place and mitigation in early stages

 Strategies in development, any required funding not yet in place as of yet, limited mitigation in process